



# PREVISIONI VENDEMMIALI

2021

**Ministero delle Politiche Agricole, Alimentari e Forestali**

*via XX settembre 20, ROMA*

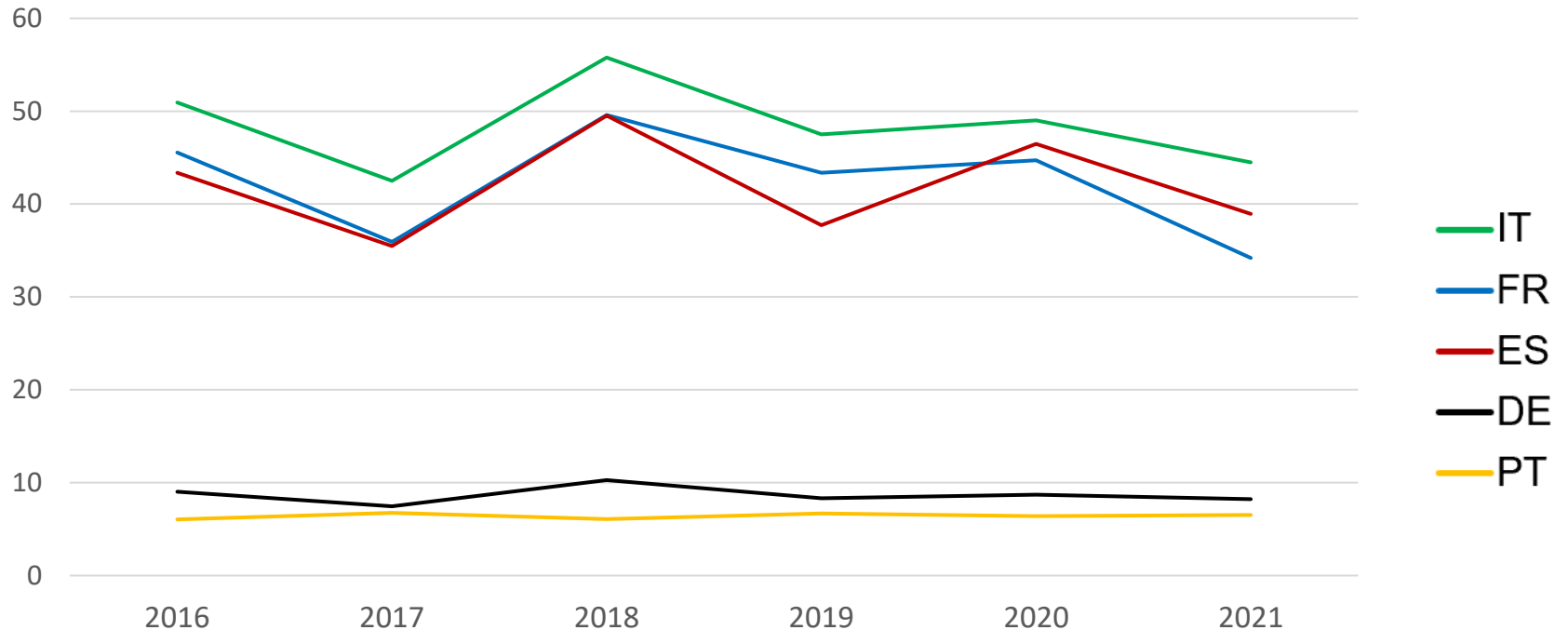


## **PREVISIONI VENDEMMIALI**

————— 2021 —————


**Ignacio Sánchez Recarte – CEEV**

## Wine and Must Production (CEEV forecast)

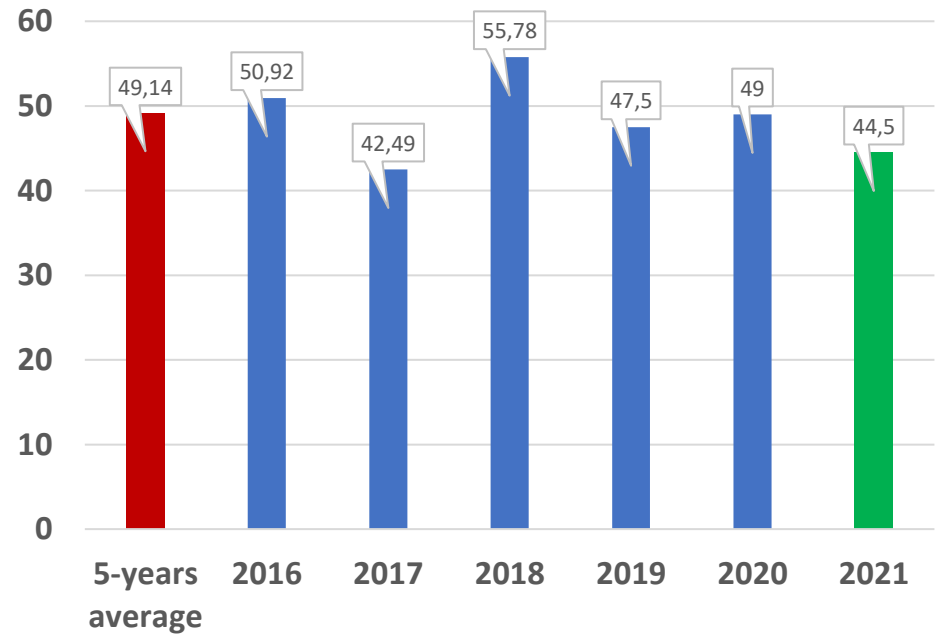


**2021 vs 2020 (Top5): Decrease -23 Mhl**

## ITALIA

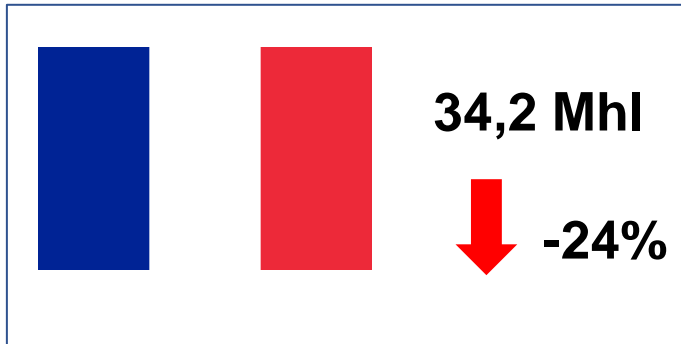


## Wine and Must Production - **ITALY**

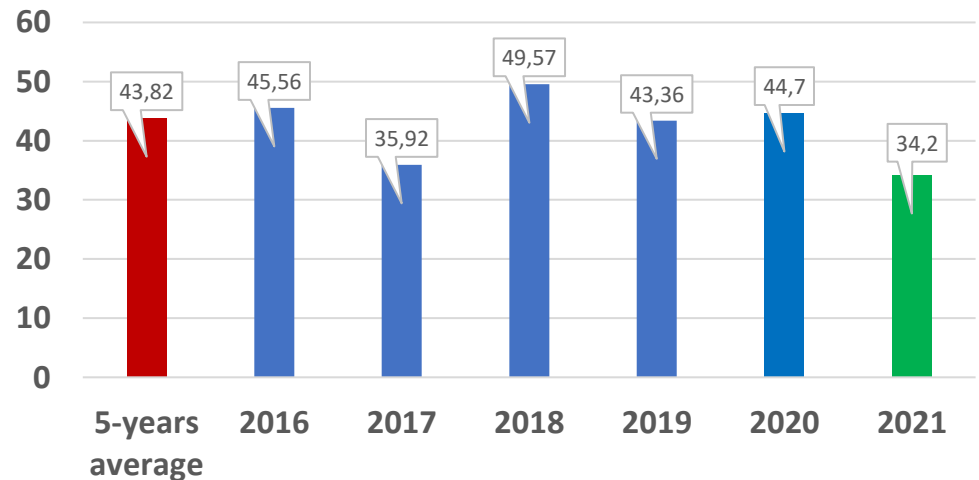


**Still 1st producer in the EU and in the world!**

## FRANCE



## Wine and Must Production - FRANCE

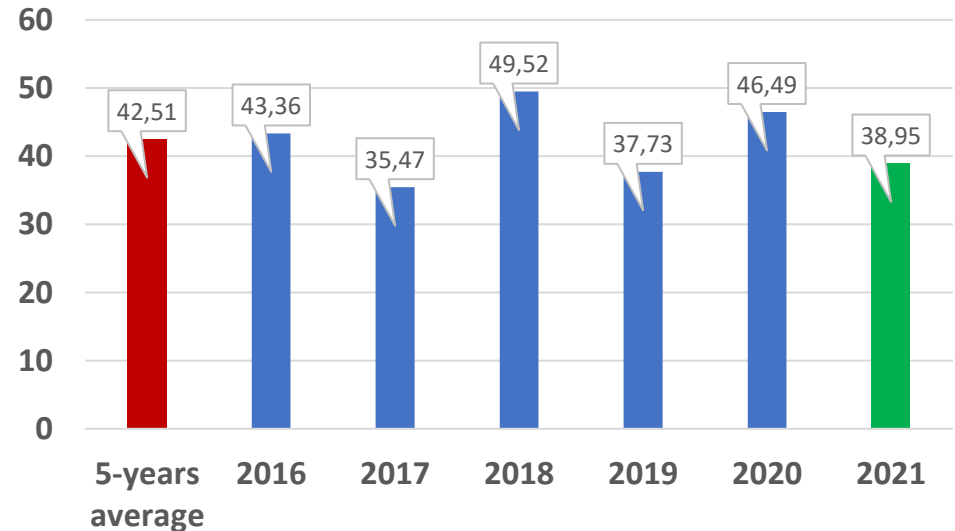


- **Reduced harvest due to frost** (affected almost all regions), **hail** and **diseases** (mildiou, oïdium and black rot)
- **Imports:** 80% bulk wine
- **Exports increase** (1st Semester of 2021):
  - Value (+42% vs 2020; +11% vs 2019)
  - Volume (+18% vs 2020; +5% vs 2019)

## SPAIN



## Wine and Must Production - **SPAIN**



### CASTILLA LA MANCHA

- 22,65 Mhl → - 20% than in 2020
- Slight increase of prices of grapes

### CAVA

- [0,32-0,75] €/kg
- Increase of price for organic grapes
- Production limited to 11.000kg/ha

### STOCKS

- 39,39 Mhl of wine
- 2,37 Mhl of must
- 37% of white wines
- 15,08 Mhl in Castilla la Mancha

### OTHER USES (2020-21)

- 3.201.064 hl for distillation and vinegar (+56%)

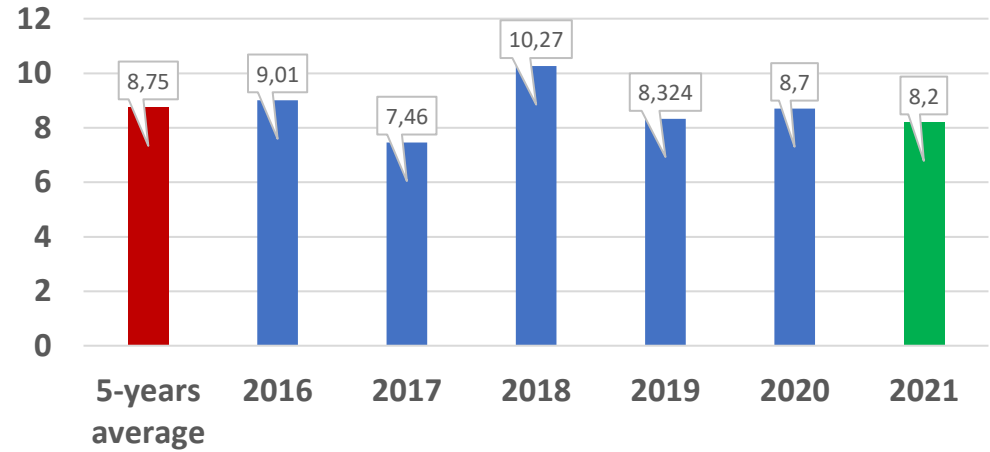
## GERMANY



**8 Mhl**

**- 5%**

## Wine and Must Production - GERMANY



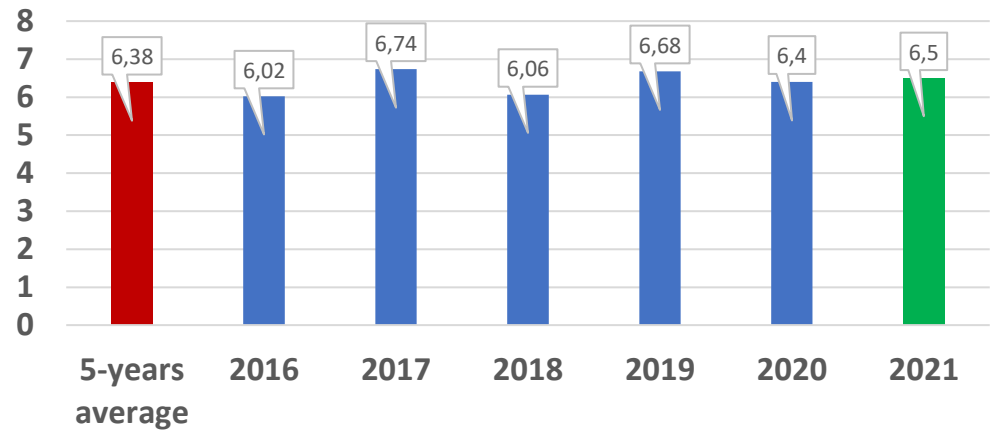
## PORTUGAL



**6,5 Mhl**

**+1%**

## Wine and Must Production - PORTUGAL



## REST OF THE WORLD

### Southern Hemisphere Wine Production 2021

Country	2021 Production	2021 vs 2020
Argentina	10.1 million hl	- 6,4 %
Australia	12.5 million hl	+ 18 %
Chile	11.9 million hl	+ 15 %
New Zealand	3 million hl	- 8,8 %
South Africa	10.4 million hl	+ 0,7%



